



# 2019 Third Party Independent Monitoring for the Verification and Validation of NIPEP Disbursements to GPE-NIPEP Focal States of Katsina, Kaduna, Kano, Jigawa and Sokoto

## **2019 FIELD VERIFICATION EXERCISE**

Conducted in 5 NIPEP focal States - Jigawa, Kaduna, Kano, Katsina and Sokoto.

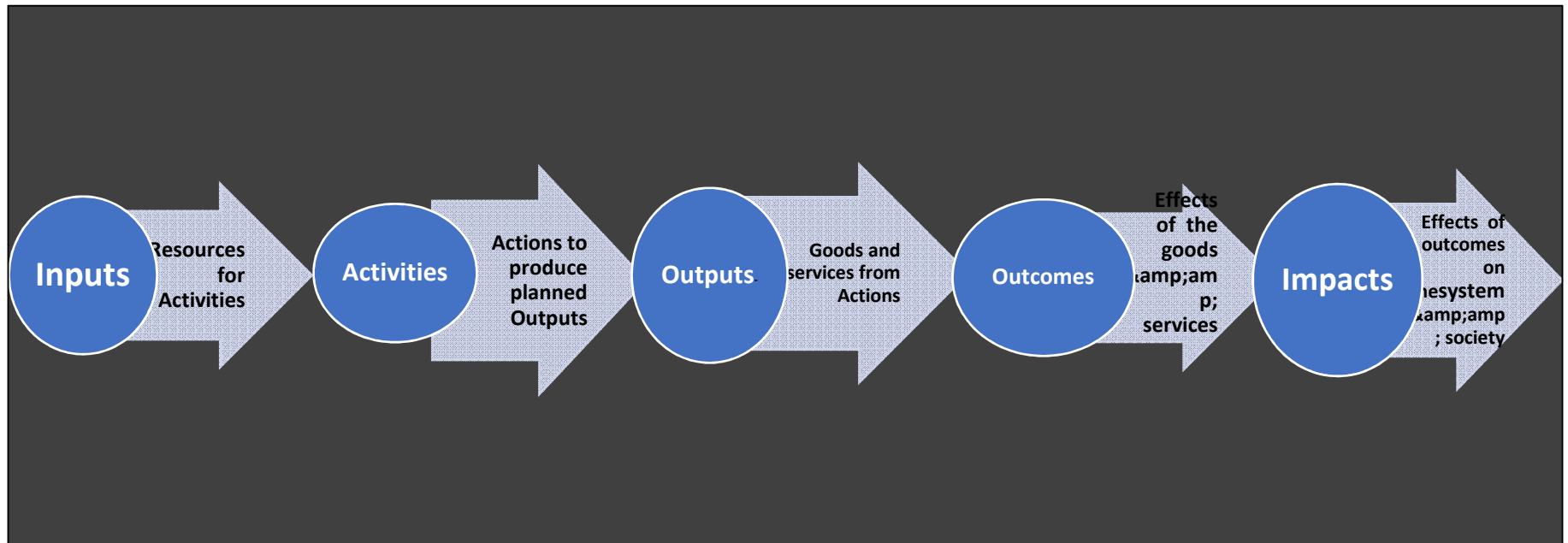
- Reviewed and reported on performance
  - School information and statistics
  - Grant disbursement and utilization
  - Achievement of set targets in Enrolment, Girls Scholarship, FTSS and TPD and Community Mobilization through SBMC
- Identify key achievements, shortcomings, success factors and make recommendations

## **CSACEFA VERIFICATION - Project Verification Objectives**

- Enhance states' capacity for integrated evidence-based education planning, budgeting and sector performance monitoring and reporting.
- Promote efficiency and accountability in education service provision.
- Enhance the quality and credibility of CSACEFA and their use in monitoring of education intervention projects efficiently and effectively.
- Facilitate state ownership of CSACEFA for efficient utilization of resources and quality education service provision.

## CSACEFA VERIFICATION – Assessment Framework

Assessment was Informed by a results chain through a sequenced appraisal.



## CSACEFA VERIFICATION – Methodology, Activities and Task

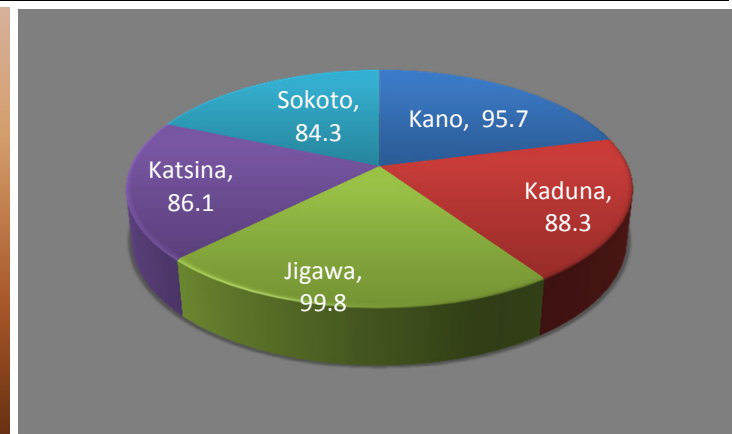
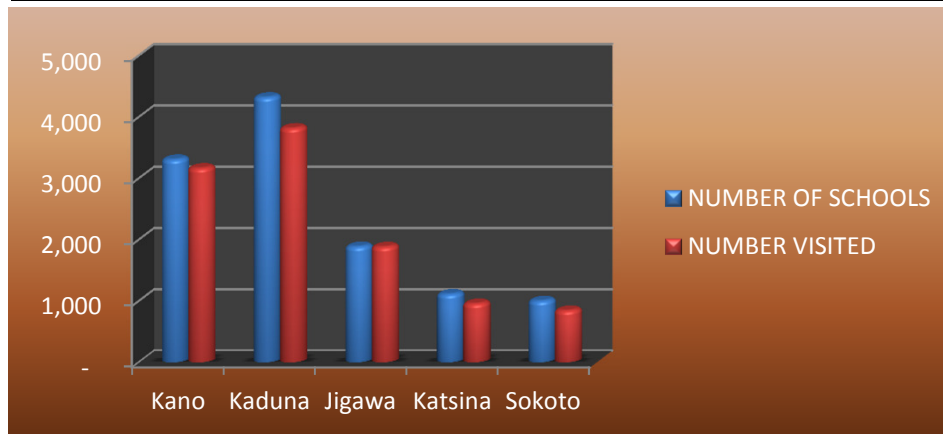
- ❑ Emphasis on States' capacity development & ownership, functionality and credibility
  - ❑ Effective use of human resources to drive and sustain good performance.
  - ❑ Leveraging on the existing state organisational structures and systems.
  
- ❑ Training and mentoring of relevant scheduled officers to carry out the required tasks
  - ❑ Articulate & agree approach, methodology, tasks & work schedule and assessment framework.
  - ❑ Field work, collate and analyse data and evidence to inform assessment and establish findings.
  - ❑ Identify and document achievements, shortcomings, success factors, ***report production and presentation to stakeholders.***

## **CSACEFA VERIFICATION – General Overview**

- ❑ Intervention in the 5 focal states were hinged on 3 components:
  - ❑ Promoting school effectiveness and improved learning outcomes.
  - ❑ Increasing access to basic education for out of school children especially girls.
  - ❑ Coordinate interventions to strengthen planning and management systems, which includes the development of capacity for the administration of learning assessment.
  
- ❑ A total of 11,631 Schools were selected across the 5 states for the US\$100m GPE/World Bank 5 year intervention fund.

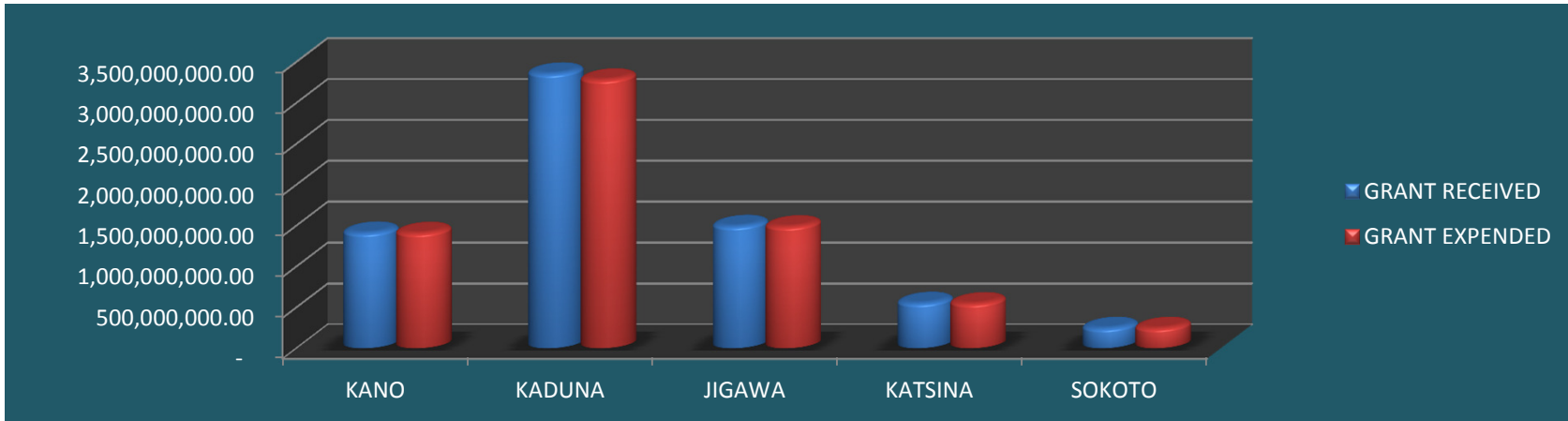
## CSACEFA VERIFICATION – Activity Coverage

STATE	NUMBER OF SCHOOLS	NUMBER VISITED	PERCENTAGE COVERAGE(%)
Kano	3,308	3,166	95.7
Kaduna	4,322	3,818	88.3
Jigawa	1,887	1,883	99.8
Katsina	1,112	957	86.1
Sokoto	1,002	845	84.3
<b>TOTAL</b>	<b>11,631</b>	<b>10,669</b>	<b>91.7</b>



## CSACEFA VERIFICATION – Findings

STATE	GRANT RECEIVED	GRANT UTILIZED
Kano	1,410,302,586.21	1,406,962,744.00
Kaduna	3,355,546,400.00	3,282,386,680.19
Jigawa	1,492,223,292.50	1,487,170,797.28
Katsina	551,698,000.00	547,150,000.00
Sokoto	245,900,000.00	245,759,000.00





## SOKOTO STATE VERIFICATION – Intervention Schools Data

<b>NUMBER OF INTERVENTION SCHOOLS</b>		1,002		<b>NUMBER OF SCHOOLS VISITED</b>		845	
Total Number of Pre-Primary School Pupils		34,499		Total Number of Primary School Pupils		406,554	
<b>TOTAL NUMBER OF PUPILS IN THE VISITED SCHOOLS</b>							
<b>441,053</b>							
Number of Pre-Primary School Teachers	638	Number of Primary School Teachers	5,499	Number of NIPEP Contracted Teachers	53		
<b>TOTAL NUMBER OF TEACHERS IN THE VISITED SCHOOLS</b>							
<b>6,190</b>							

## SOKOTO STATE VERIFICATION - Grant Disbursed & Utilization

GRANT DISBURSEMENT FOR PRE-PRIMARY SCHOOLS				GRANT DISBURSEMENT FOR PRIMARY SCHOOLS		
Sessions	2016/2017	2017/2018	2018/2019	2016/2017	2017/2018	2018/2019
Amount Disbursed(N)	30,450,000.00	37,500,000.00	750,000.00	84,550,000.00	91,150,000.00	1,500,000.00
Amount Utilized (N)	30,643,300.00	37,444,200.00	740,000.00	84,367,500.00	91,064,000.00	1,500,000.00
DIFFERENCE	193,300.00	(55,800.00)	(10,000.00)	(182,500.00)	(86,000.00)	-
Number of Beneficiary Schools	207	250	5	339	368	6
Beneficiary Schools without SDP	17			24		
Beneficiary Schools without Grant	15					

## SOKOTO STATE VERIFICATION - Key Outcomes

<b>GIRLS SCHOLARSHIP GRANT BENEFICIARIES</b>			
<b>Sessions</b>	2016/2017	2017/2018	2018/2019
Beneficiary Girls	4,917	19,194	13,180
<b>TOTAL</b>	<b>37,291</b>		
<b>FEMALE TEACHERS SCHOLARSHIP BENEFICIARIES</b>			
	Pre-Primary	Primary	Total
Beneficiary Teachers	334	84	418
<b>TEACHERS PROFESSIONAL DEVELOPMENT BENEFICIARIES</b>			
	Pre-Primary	Primary	Total
Beneficiary Teachers	1,675	285	1,960
<b>SCHOOL BASED MANAGEMENT COMMITTEE</b>			
	Male	Female	Total
SBMC Members	12,063	2,407	14,470
SBMC Members Trained	2,764	1,311	4,075
Schools without Trained SBMC Members	9		

## **CSACEFA VERIFICATION – Sokoto State Findings**

- 21 pre-primary schools and 24 primary schools benefiting from the grant had no SDP but received grant.
- 9 beneficiary schools could not confirm training for their SBMC members.
- 15 schools listed as beneficiaries could not confirm any grant for neither pre-primary nor primary schools.
- Project verification in some schools was hampered by security concerns in Goronyo, Isa and Gada LGAs.

## JIGAWA STATE VERIFICATION – Intervention Schools Data

<b>NUMBER OF INTERVENTION SCHOOLS</b>		1,887		<b>NUMBER OF SCHOOLS VISITED</b>		1,883											
<b>Total Number of Pre-Primary School Pupils</b>			211,341			<b>Total Number of Primary School Pupils</b>			1,039,219								
<b>TOTAL NUMBER OF PUPILS IN THE VISITED SCHOOLS</b>																	
<b>1,250,560</b>																	
<b>Number of Pre-Primary School Teachers</b>			3,048			<b>Number of Primary School Teachers</b>			10,100			<b>Number of NIPEP Contracted Teachers</b>			2,521		
<b>TOTAL NUMBER OF TEACHERS IN THE VISITED SCHOOLS</b>																	
<b>15,669</b>																	

## JIGAWA STATE VERIFICATION - Grant Disbursed & Utilization

GRANT DISBURSEMENT FOR PRE-PRIMARY SCHOOLS				GRANT DISBURSEMENT FOR PRIMARY SCHOOLS		
Sessions	2016/2017	2017/2018	2018/2019	2016/2017	2017/2018	2018/2019
Amount Disbursed(N)	148,390,000.00	275,468,030.00	77,749,904.00	307,515,598.50	518,798,460.00	162,901,300.00
Amount Utilized (N)	148,160,100.00	274,658,290.00	77,378,460.00	307,283,359.00	516,803,500.28	161,487,088.00
DIFFERENCE	(229,900.00)	(809,740.00)	(371,444.00)	(232,239.50)	(1,994,959.72)	(1,414,212.00)
Number of Beneficiary Schools	505	1,167	376	875	1,576	535
Beneficiary Schools without SDP	0			0		
Beneficiary Schools without Grant	115					

## JIGAWA STATE VERIFICATION - Key Outcomes

<b>GIRLS SCHOLARSHIP GRANT BENEFICIARIES</b>			
<b>Sessions</b>	2016/2017	2017/2018	2018/2019
Beneficiary Girls	5,658	13,948	21,796
<b>TOTAL</b>	<b>41,402</b>		
<b>FEMALE TEACHERS SCHOLARSHIP BENEFICIARIES</b>			
	Pre-Primary	Primary	Total
Beneficiary Teachers	326	140	466
<b>TEACHERS PROFESSIONAL DEVELOPMENT BENEFICIARIES</b>			
	Pre-Primary	Primary	Total
Beneficiary Teachers	1,209	357	1,566
<b>SCHOOL BASED MANAGEMENT COMMITTEE</b>			
	Male	Female	Total
SBMC Members	26,861	5,809	<b>32,670</b>
SBMC Members Trained	5,463	2,729	8,192
Schools without Trained SBMC Members	194		

## **CSACEFA VERIFICATION – Jigawa State Findings**

- ❑ 115 schools listed as beneficiaries could not confirm receiving the NIPEP grant,
- ❑ 194 beneficiary schools could not confirm having trained SBMC members
- ❑ An impressive 2,521 school teachers were recruited using the NIPEP grant with Jahun LGA recruiting the highest number of teachers; 169 male and 24 female teachers.



## KATSINA STATE VERIFICATION – Intervention Schools Data

<b>NUMBER OF INTERVENTION SCHOOLS</b>		1,112		<b>NUMBER OF SCHOOLS VISITED</b>		957					
<b>Total Number of Pre-Primary School Pupils</b>			221,037			<b>Total Number of Primary School Pupils</b>			662,987		
<b>TOTAL NUMBER OF PUPILS IN THE VISITED SCHOOLS</b>											
<b>884,024</b>											
<b>Number of Pre-Primary School Teachers</b>		5,249		<b>Number of Primary School Teachers</b>		8,922		<b>Number of NIPEP Contracted Teachers</b>		100	
<b>TOTAL NUMBER OF TEACHERS IN THE VISITED SCHOOLS</b>											
<b>14,271</b>											

## KATSINA STATE VERIFICATION - Grant Disbursed & Utilization

GRANT DISBURSEMENT FOR PRE-PRIMARY SCHOOLS				GRANT DISBURSEMENT FOR PRIMARY SCHOOLS		
Sessions	2016/2017	2017/2018	2018/2019	2016/2017	2017/2018	2018/2019
Amount Disbursed(N)	53,600,000.00	92,550,000.00	81,600,000.00	76,700,000.00	130,650,000.00	116,598,000.00
Amount Utilized (N)	53,600,000.00	91,200,000.00	78,750,000.00	76,700,000.00	130,650,000.00	116,250,000.00
DIFFERENCE	-	(1,350,000.00)	(2,850,000.00)	-	-	(348,000.00)
Number of Beneficiary Schools	363	617	536	321	552	488
Beneficiary Schools without SDP	0			0		
Beneficiary Schools without Grant	60					

## KATSINA STATE VERIFICATION - Key Outcomes

<b>GIRLS SCHOLARSHIP GRANT BENEFICIARIES</b>			
<b>Sessions</b>	2016/2017	2017/2018	2018/2019
Beneficiary Girls	6,926	14,279	30,361
<b>TOTAL</b>	<b>51,566</b>		
<b>FEMALE TEACHERS SCHOLARSHIP BENEFICIARIES</b>			
	Pre-Primary	Primary	Total
Beneficiary Teachers	231	58	289
<b>TEACHERS PROFESSIONAL DEVELOPMENT BENEFICIARIES</b>			
	Pre-Primary	Primary	Total
Beneficiary Teachers	1,091	356	1,447
<b>SCHOOL BASED MANAGEMENT COMMITTEE</b>			
	Male	Female	Total
SBMC Members	11,738	4,105	15,843
SBMC Members Trained	1,895	947	2,842
Schools without Trained SBMC Members		113	

## **CSACEFA VERIFICATION – Katsina State Findings**

- 60 schools reported as beneficiary could not be confirmed as recipient of the NIPEP grant.
  
- 113 beneficiary schools could not confirm training of any SBMC members.
  
- Project verification in some schools was hampered by security concerns in Mani and Safana LGAs.

## KADUNA STATE VERIFICATION – Intervention Schools Data

<b>NUMBER OF INTERVENTION SCHOOLS</b>		<b>4,322</b>		<b>NUMBER OF SCHOOLS VISITED</b>		<b>3,818</b>					
<b>Total Number of Pre-Primary School Pupils</b>			<b>323,020</b>			<b>Total Number of Primary School Pupils</b>			<b>1,814,575</b>		
<b>TOTAL NUMBER OF PUPILS IN THE VISITED SCHOOLS</b>											
<b>2,137,595</b>											
<b>Number of Pre-Primary School Teachers</b>		<b>7,123</b>		<b>Number of Primary School Teachers</b>		<b>31,441</b>		<b>Number of NIPEP Contracted Teachers</b>		<b>1,436</b>	
<b>TOTAL NUMBER OF TEACHERS IN THE VISITED SCHOOLS</b>											
<b>40,000</b>											

## KADUNA STATE VERIFICATION - Grant Disbursed & Utilization

GRANT DISBURSEMENT FOR PRE-PRIMARY SCHOOLS				GRANT DISBURSEMENT FOR PRIMARY SCHOOLS		
Sessions	2016/2017	2017/2018	2018/2019	2016/2017	2017/2018	2018/2019
Amount Disbursed(N)	158,509,800.00	393,700,000.00	87,529,300.00	386,100,000.00	1,109,500,000.00	1,220,207,300.00
Amount Utilized (N)	157,637,110.00	391,040,020.00	85,566,530.64	384,137,613.60	1,104,196,436.95	1,159,808,969.00
DIFFERENCE	(872,690.00)	(2,659,980.00)	(1,962,769.36)	(1,962,386.40)	(5,303,563.05)	(60,398,331.00)
Number of Beneficiary Schools	715	1,013	307	1,562	2,757	3,133
Beneficiary Schools without SDP	36			50		
Beneficiary Schools without Grant	18					

## KADUNA STATE VERIFICATION - Key Outcomes

<b>GIRLS SCHOLARSHIP GRANT BENEFICIARIES</b>			
<b>Sessions</b>	2016/2017	2017/2018	2018/2019
Beneficiary Girls	945	3,049	2,936
<b>TOTAL</b>	<b>6,930</b>		
<b>FEMALE TEACHERS SCHOLARSHIP BENEFICIARIES</b>			
	Pre-Primary	Primary	Total
Beneficiary Teachers	210	123	333
<b>TEACHERS PROFESSIONAL DEVELOPMENT BENEFICIARIES</b>			
	Pre-Primary	Primary	Total
Beneficiary Teachers	457	527	984
<b>SCHOOL BASED MANAGEMENT COMMITTEE</b>			
	Male	Female	Total
SBMC Members	44,965	15,934	60,899
SBMC Members Trained	25,299	8,796	34,095
Schools without Trained SBMC Members		559	

## **CSACEFA VERIFICATION – Kaduna State Findings...**

- ❑ 36 pre-primary schools and 50 primary beneficiary schools had no SDP but received grant. 5 schools in Giwa LGA cited lack of handover by previous head teachers to be responsible for this situation.
  
- ❑ 559 schools out of 3,818 beneficiary schools could not confirm receiving training for their SBMC members.
  
- ❑ 18 schools could not confirm receiving grant for neither pre-primary nor primary schools.



## **CSACEFA VERIFICATION – Kaduna State Findings**

- ❑ The state has a disparity of 60.3m in amount disbursed and utilized for 2018/2019 session. This is due to several schools not spending their grants or spending less of than half of the grant as at the time of the exercise. e.g. 31 schools in Jaba LGA, 54 schools in Kachia LGA and 53 schools in Zaria LGA had each spent approximately half and in some cases not spent their grant.
  
- ❑ 2 schools in Zango Kataf LGA; LGEA Kanen Primary School and UBE Ungwan Doka were alleged to have been taxed N140,000 and 10% of their grants respectively by the Education Board.
  
- ❑ Project verification in some schools were hampered by security concerns.

## KANO STATE VERIFICATION – Intervention Schools Data

<b>NUMBER OF INTERVENTION SCHOOLS</b>		<b>3,308</b>		<b>NUMBER OF SCHOOLS VISITED</b>		<b>3,166</b>											
<b>Total Number of Pre-Primary School Pupils</b>			<b>340,506</b>			<b>Total Number of Primary School Pupils</b>			<b>2,213,154</b>								
<b>TOTAL NUMBER OF PUPILS IN THE VISITED SCHOOLS</b>																	
<b>2,553,660</b>																	
<b>Number of Pre-Primary School Teachers</b>			<b>3,641</b>			<b>Number of Primary School Teachers</b>			<b>18,893</b>			<b>Number of NIPEP Contracted Teachers</b>			<b>3,136</b>		
<b>TOTAL NUMBER OF TEACHERS IN THE VISITED SCHOOLS</b>																	
<b>25,670</b>																	

## KANO STATE VERIFICATION - Grant Disbursed & Utilization

GRANT DISBURSEMENT FOR PRE-PRIMARY SCHOOLS				GRANT DISBURSEMENT FOR PRIMARY SCHOOLS		
Sessions	2016/2017	2017/2018	2018/2019	2016/2017	2017/2018	2018/2019
Amount Disbursed(N)	257,134,410.00	365,855,363.00	5,536,100.00	299,906,142.21	468,258,456.00	13,612,115.00
Amount Utilized (N)	256,177,880.00	365,030,696.00	5,375,600.00	299,993,576.00	466,782,292.00	13,602,700.00
DIFFERENCE	(956,530.00)	(824,667.00)	(160,500.00)	87,433.79	(1,476,164.00)	(9,415.00)
Number of Beneficiary Schools	909	1,536	48	1,128	1,917	65
Beneficiary Schools without SDP	22			19		
Beneficiary Schools without Grant	96					

## KANO STATE VERIFICATION - Key Outcomes

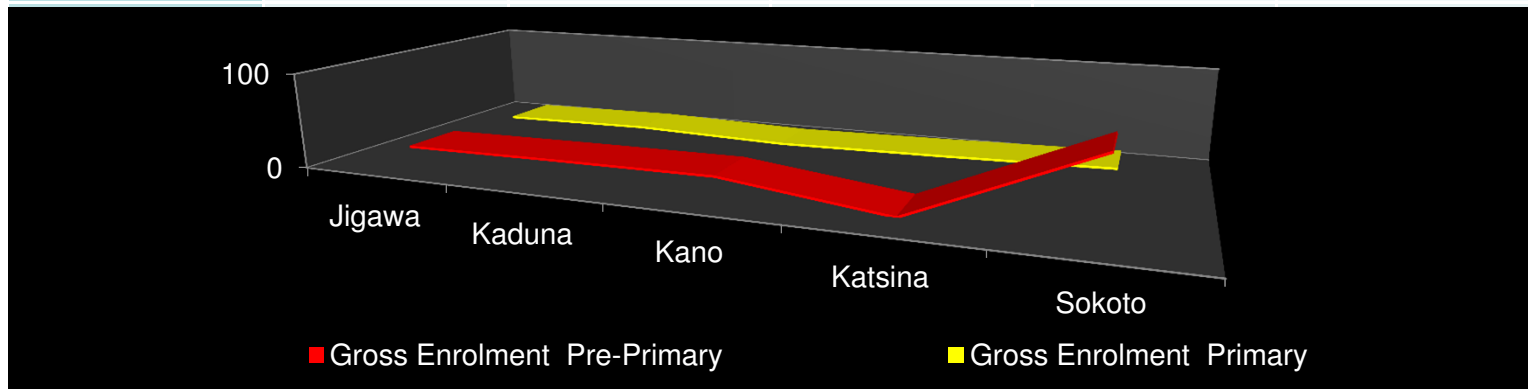
<b>GIRLS SCHOLARSHIP GRANT BENEFICIARIES</b>			
<b>Sessions</b>	2016/2017	2017/2018	2018/2019
Beneficiary Girls	3,119	13,808	14,721
<b>TOTAL</b>	<b>31,648</b>		
<b>FEMALE TEACHERS SCHOLARSHIP BENEFICIARIES</b>			
	Pre-Primary	Primary	Total
<i>Beneficiary Teachers</i>	616	244	860
<b>TEACHERS PROFESSIONAL DEVELOPMENT BENEFICIARIES</b>			
	Pre-Primary	Primary	Total
<i>Beneficiary Teachers</i>	1,810	1,132	2,942
<b>SCHOOL BASED MANAGEMENT COMMITTEE</b>			
	Male	Female	Total
SBMC Members	26,407	14,731	41,138
SBMC Members Trained	10,838	6,430	17,268
Schools without Trained SBMC Members		233	

## **CSACEFA VERIFICATION – Kano State Findings**

- ❑ 22 pre-primary schools and 19 primary beneficiary schools had no SDP but received grant.
- ❑ 233 schools out of 3,166 beneficiary schools could not confirm any training for their SBMC members.
- ❑ 96 schools listed as beneficiaries could not confirm any grant for neither pre-primary nor primary schools.
- ❑ 3,136 teachers were contracted using the NIPEP grant to augment for shortage of teachers in the state.

## IMPACT ON ENROLMENT & RATIOS

State	Number of Schools Visited	Number of Pre-Primary Schools with Positive Enrolment	Number of Primary Schools with Positive Enrolment	Gross Enrolment Ratio for Pre-Primary Schools (%)	Gross Enrolment Ratio for Primary Schools (%)
Jigawa	1,883	679	910	17.7	12
Kaduna	3,818	1,365	2,977	19.4	13.8
Kano	3,166	1,840	2,140	20.3	9.2
Katsina	957	631	610	11.9	11.5
Sokoto	845	308	576	80.4	13.4



## **CSACEFA VERIFICATION – Key Achievements & Successes...**

- ❑ Improved enrolment figures especially in pre-primary schools with Sokoto State having a 80.4% net enrolment ratio.
- ❑ Massive subscription into Girls Scholarship Scheme across all the states with Katsina having the highest with 51,566 girl scholars.
- ❑ The Female Teachers Scholarship Scheme and the Teacher Professional Development components also had a positive impact with 2,273 female teachers trained in the focal states; Kano alone accounting for 860 of them.

## **CSACEFA VERIFICATION – Key Achievements & Successes**

- ❑ NIPEP grant was judiciously utilized to bridge the gap of inadequate manpower in schools by contracting 7,246 teachers in the focal states. Jigawa and Kano states recruited the most teachers using the grant with 2,521 and 3,136 respectively.
- ❑ Capacity building of many SBMC members towards community mobilization



## **CSACEFA VERIFICATION – Shortcomings...**

- Lack of proper documentation and handover procedure by head teachers meant vital statistics could not be seen. e.g. SDPs/SIPs.
- About 1,108 schools could not confirm training of SBMC members. This affected the active participation of members in community mobilization, planning and management of grants.
- About 168 beneficiary schools did not have SDP to guide their expenditure which can lead to misapplication of funds and difficulty in verification of planned projects.

Project

## **CSACEFA VERIFICATION – Shortcomings**

## **CSACEFA VERIFICATION – Recommendations**

- ❑ Early disbursement of funds to schools and prompt utilization in line with the SDP to harness the gains of the grant.
- ❑ Continuous training and support to SBMC members to ensure the impact of the grant is sustained.
- ❑ Spot checking and supervision of schools to ensure the grants being utilised in accordance with specifications in the SDP.
- ❑ Late establishment of a grievance redress system to address pressing issues in schools i.e. alleged pilfering of funds by LEAs amongst others.
- ❑ Strengthen community ownership of the project and use of CSOs such as CSACEFA through systemic training and capacity development of relevant state staff to actively partake in project planning and appraisal may yield better result in the future.

*THANK  
you*